



## E550 T

Automatic edge bander with hybrid upper hot melt EVA/PUR polyurethanic (standard), chain panel feeding and pre-milling unit

## E550 CRT

Automatic edge bander with hybrid upper hot melt EVA/PUR polyurethanic (standard), chain panel feeding, pre-milling and corner rounding units



Website



E550 CRT



YouTube

# E550 T | E550 CRT

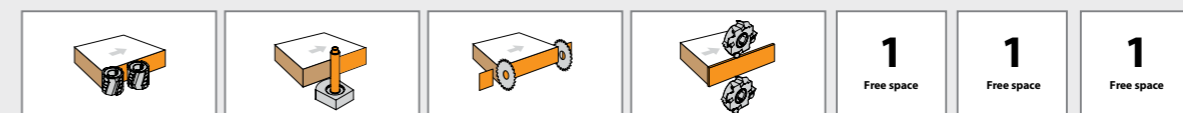
Automatic edge bander with hybrid upper hot melt EVA/PUR polyurethane (standard)  
Chain panel feeding, pre-milling and corner rounding units (E550 CRT)



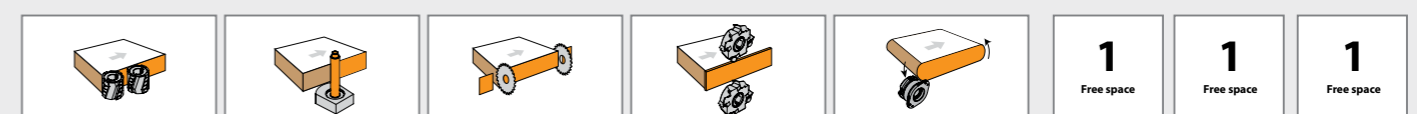
- Maximum finishing quality
  - ✓ Chain feeding system
  - ✓ Pre-milling
  - ✓ Upper glueing pot EVA/PUR polyurethane (std.)
  - ✓ Standard interchangeability glue pot (std.)
  - ✓ Corner rounding unit (E550 CRT)
  - ✓ 3 free spaces for finishing units
- High performance
  - ✓ 9 m/min feed speed
  - ✓ 50 mm panel height
  - ✓ 3 mm edge coils
  - ✓ 5 mm solid wood strips
- Minimum space occupied
  - ✓ 3.2 m (E550 T)
  - ✓ 3.8 m (E550 CRT)
- Easy to use
  - ✓ Unit settings with a piece of edge
  - ✓ Easy and intuitive control
  - ✓ Flush trimmers with multiprofile tool (thin-R1-R2- solid wood)

THINK COMPACT EDGE EASY

## E550 T




## E550 CRT





Scheduled maintenance:

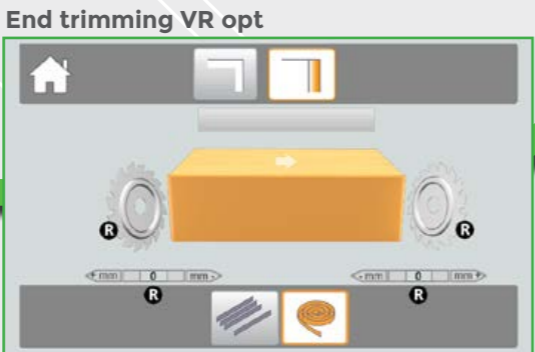
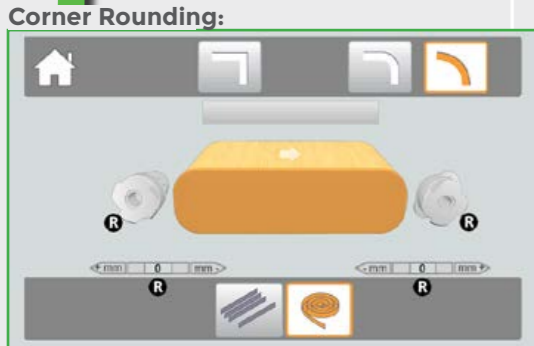


Memorize program:



**Touchscreen control**  
Easy to use, Intuitive and Immediate

- 10" Colour display
- Possibility of processing with storable programs
- Impossible to go wrong; the graphic visualizes directly the result of the process on the edged panel Just one
- Just one click to select the processing you want




## E550<sup>T</sup> E550<sup>CRT</sup>

### Upper glueing unit EVA/PUR

Revolutionary glueing technology which allows the use of EVA/PUR glue with the same glue pot "At last, perfect glueing for every level of investment"

- Water resistant at any temperature: hold and bonding of edge which cannot be obtained by any other traditional glueing systems
- invisible joints: finishing quality incomparable in regards to other traditional glueing systems



- Processing both with PUR and EVA glue
- With PUR glue it is possible to stop machine (up to 4 days) without having to do any cleaning procedure.
- Automatic cleaning cycle of glue spreader roller
- Glue roller with integrated heating uniform and constant glue temperature
- Granule manual loading (glue pot 1,4 Kg)
- Automatic glue drainage cycle. allows the change of type of glue in around 15 min.
- Standard interchangeability which allows you to add a second additional glue pot both EVA/PUR and EVA
- Possibility of reversing the rotation of the glue roller for special processes (OPT.)




EVA/PUR



### Feeding fence

#### PRACTICALITY AND PRECISION


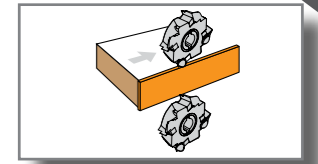
- Infeed guide with decimal adjustment complete with numeric indicator for measuring the removal
- Movement through linear guides and pads with recirculating ball bearings for precise positioning
- Maximum milling adjustment 2 mm with panel height 8-50 mm



### Flush Trimming unit

#### FOUR PROCESSES


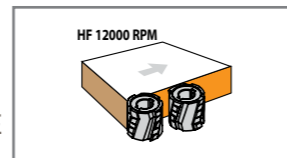
- Quick changes between machining processes for thin edge, radiused edge and solid edge
- The system "reads" the edge thickness, making mistakes impossible!
- No. 2 motors HF 200 Hz - 12.000 RPM - 0,37 Kw
- Pro Nesting, system for processing perforated panels (optional)



### Pre-milling

#### INVISIBLE GLUEING LINE

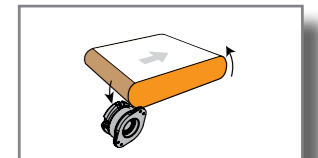
- DIAMOND tools  $\varnothing = 80\text{mm}$  H= 54mm
- HF motors 200 Hz - 12.000 rpm - 0.75 kW (each)
- Dedicated suction system and blower for panel cleaning before glueing



### Corner Rounding unit (E550 CRT)

#### PERFECT FINISHING

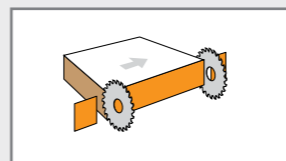
- Finishing of front and rear corners on straight, bevelled and postformed panels
- Diamond cutterblock
- Possibility to select from PLC the processed front, rear or complete panel



### End Trimming unit

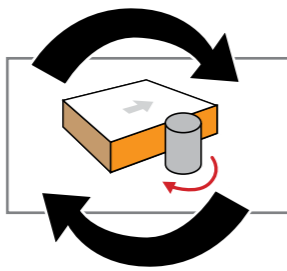
#### PERFORMANCE AND VERSATILITY

- 2 blades for perfect front/rear end trimming on all types of edges
- Operating cycle controlled by PLC
- Rotation speed pre-milling tool - 12.000 rpm
- Integrated suction system



### Glue Inversion roller (Opt)

- Function for glue roller rotation inversion for special processes like: honeycomb and multilayer panels

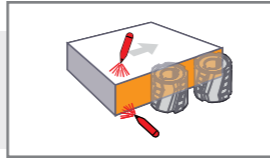


### Anti-adherence / release agent spraying unit



#### INSTANT PERFECT CLEANING


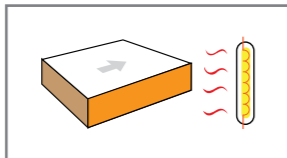
- Spray function controlled by PLC
- 2 sprayers (lower and upper) and liquid tank




### Infrared lamp

#### TO GUARANTEE THE BEST GLUEING CONDITIONS

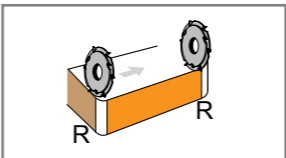
- Creates the best conditions for perfect glueing.
- Heats panels and removes all traces of dampness.



### VR1 or VS1 end trimming group with vertical rounding or bevel function



- VR1 or VS1 end trimming group to remove and mill edge excess on front/rear side of the panel
- 2 processing modes:**
  - “VR1” radius (ABS and PVC thick edges) straight (thin edges and wooden strips) - or
  - “VS1” bevel (thin edges) straight (thin edges and wooden strips)
- Unit managed by the electronic control with the possibility to specifically choose the processing mode for the front and the rear of the panel
- High frequency motor 0,22kW - 12.000 RPM
- Integrated dust extraction system that includes the la extractor hood of the wood chips and flexible hose for connection to the external port D=120mm

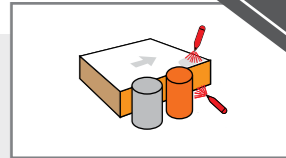


### Antistatic and Cooling Spray Unit



#### ALWAYS USE BEST WORKING CONDITIONS

- Function of spray controller by PLC electrical
- N.2 sprayers (bottom and top) and liquid tank
- Suggested optional when the PUR glueing unit is foreseen
- Alternatively you can choose the slipping liquid for glossy and delicate panels and edges (High-gloss)

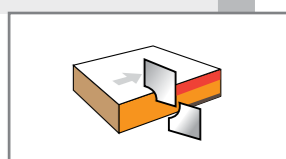


### Edge Scraper with optionals



#### PERFECT PLASTIC EDGES EVEN IN BACKLIGHT

- Blowers for detachment and removal of shavings.
- Dust extraction system complete with box to separate and collect edge scraping shavings.
- Pneumatic exclusion managed by control touchscreen (optional)
- Pro Nesting, system for processing perforated panels (optional)

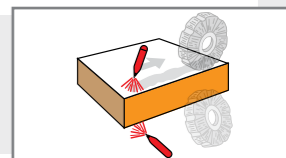


### Cleaning spray agent unit



#### MIRROR FINISHING

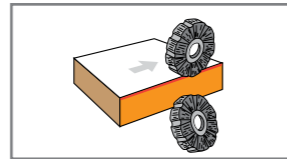
- Spray function controlled by PLC.
- 2 sprayers (lower and upper) and liquid tank.



## Buffing unit

### BRIGHT AND SHINY EDGES

- Uniform colouring even on processed edges also on the processed edge part
- Panel cleaning
- No. 2 independent motors rotating at 1.400 rpm.
- No. 2 brushes diameter 120 mm

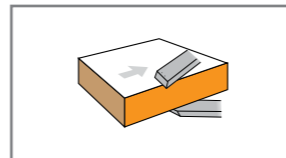


## Glue Scraper with optionals



### REMOVAL OF EXCESS GLUE

- Copier discs with automatic cleaning system.
- Two separate knobs which allow an easy positioning of the tool and a fast exclusion of the unit.
- Pneumatic exclusion managed by control (optional)
- Pro Nesting, system for processing perforated panels (optional)



## Internal LED light



### ALL UNITS UNDER CONTROL

- The internal led light on the units allows to make adjustments in safety, even with bad outside lighting

## Extra panel supporting roller conveyor.

- Improves the processing of large panels.



E550T	L 2594mm
E550CRT	L 3245mm
	L 3080mm

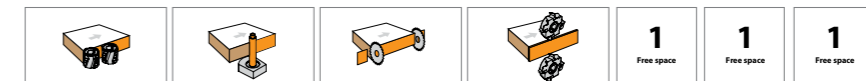
## Technical features

Min./max. panel height	min 8 - max 50 mm
Min./max. edge thickness	0,4 - 3 mm (coils) / 0,4 - 5 mm (strips)*
Panel width	min. 70 mm
Panel length (Side being processed) with standard End trimming unit	min. 110 mm
Minimum panel length (processed side) with VR1   VS1 End trimming device	
Panel height h=18 mm	180 mm
Panel height h=50 mm	210 mm
Panel feed speed	9 rpm
Pre-milling motors HF (each)	0,75 kW
Glue pot heating element	1630 W - Nr. 6 cartridges
End trimming motor	200 Hz - 12.000 rpm - 0,22 kW
Flush trimming motors (each)	200 Hz - 12.000 rpm - 0,37 kW
Cutterblocks with combined WIDIA disposable Knives (radius/bevelled)	Ø 75 mm Z4 - hole Ø 16 mm
Total power installed	5 KW

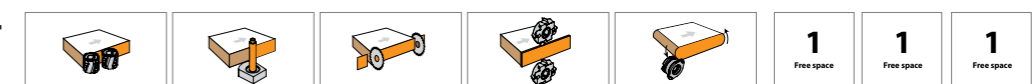
\* the maximum thickness of the solid wood depends on wood hardness

## Compositions

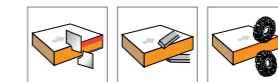
### E550 T



### E550 CRT



- Options for free spaces (premilling unit)



## Overall dimensions





THINK COMPACT EDGE EASY



**Casadei Industria WOOD S.r.l.** a Socio Unico  
Via Guardia di Rocca, 14 - 47899 Serravalle  
Repubblica di San Marino - Tel. +378 0549 960011  
[www.casadei-industria.com](http://www.casadei-industria.com)